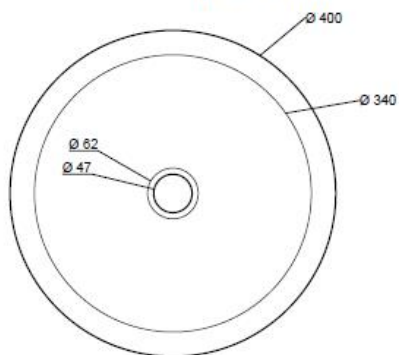




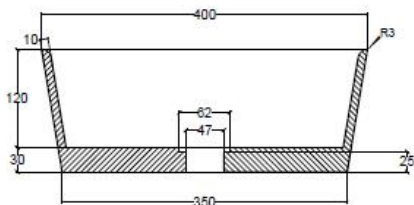
INTER
DISTRIBUTION



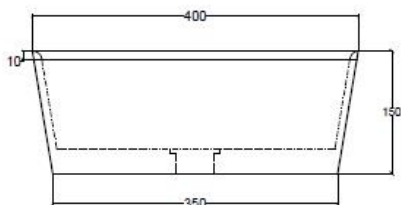
TOP VIEW



ELEVATION



FRONT / SIDE VIEW



Cardinal

Art.	size (W*D*H)	material	box / pall	pos/box	box size	net kg/pos	gross kg/box	pallet size	SH Code
MSJ170	400*400*150	marble	16/20/24/36	1	470*470*220	21	23	96*96*14	6802911000